研究报告

1978-1985 5
1985-1995 6
1995-2005 7
2006-2015 8
2015 8
2015 12

..... 42
..... 43
..... 44

1-1 2
1-2 3
3-1 2015 11
6-1 36
1 1978 45
2 46

3-1 14
3-2 15
5-1 26
5-2 30
5-3 2021 7 31
5-4 32
6-1 2007 37
6-2 38
6-3 39
6-4 40

1

2

3

4

1978-1985

1978 3

1978-1985

1

1980 10

2 1984

3 1984

1

0

1 2

3

1985-1995

1985

1985

1987

1993

1 1986

2 1988

3

1995-2005

1995

1996 1999

1999

10

242

2002

2006-2015

2006 2006

2020

2015

2015

1

2015

2 2021 8

2016 8

2016 9

2017 12

2018 5

2019 12

6

2019

<

>

2015

2015	3	13
2015	8	29
2016	2	26

2015

2015

1996 10 1

2013

2015 8 29

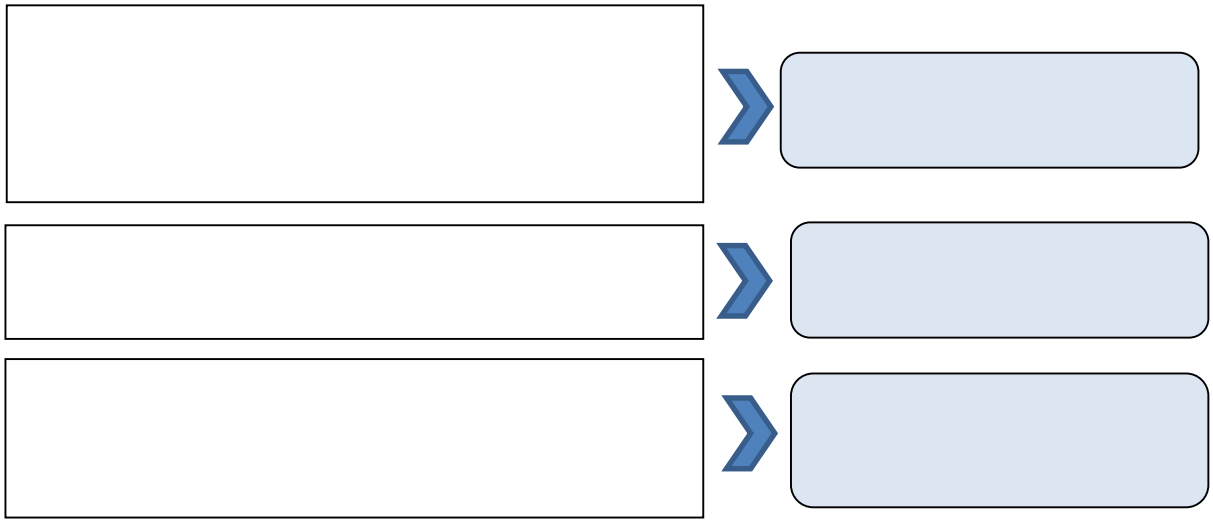

1996 20%

2015

50% 50%

50%

2015

2015

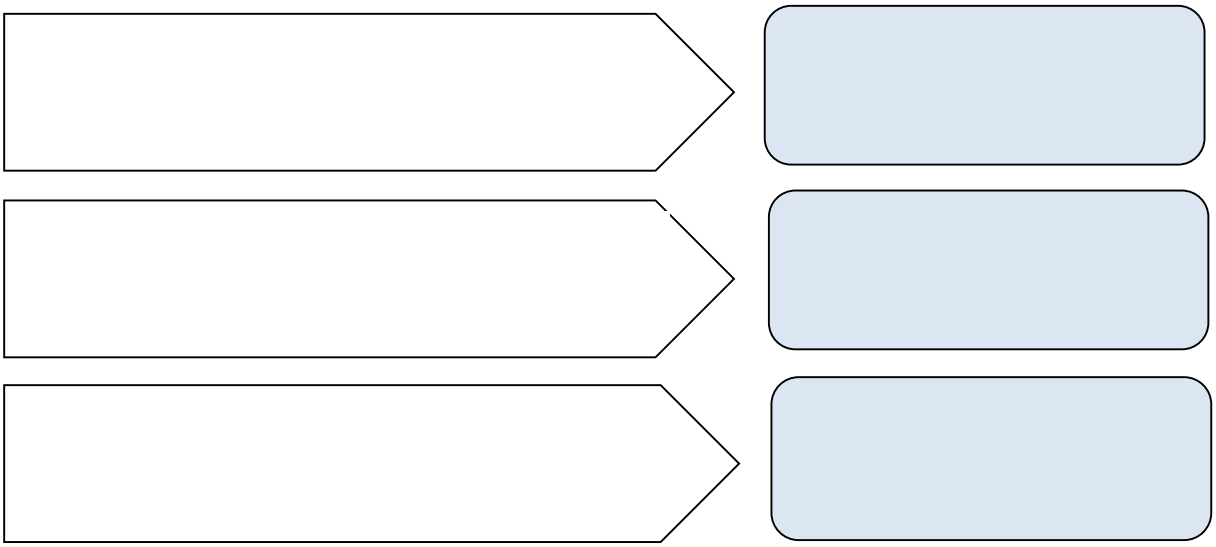

,

1

2

3

15

4

10%

5 3 30

1

50% /

50% 2

3

3

4

5

1

2

26

2

100

10

1

2

1

2

3

2020

2025

2018

2020 5

40

10

2015

2019

< >

1

2

2018 5

50%

2021 2 8

1

2015

[2017]34 [2018]64 [2018]99

2

15%

1

[1999]45

[2016]101 2

[2018]58 50%

2016

2016 9

2021 5 21

2015

2019 6

1

2

2019 1

2020 4

2021 4

2016 9

2015

2015 556 2020

1558

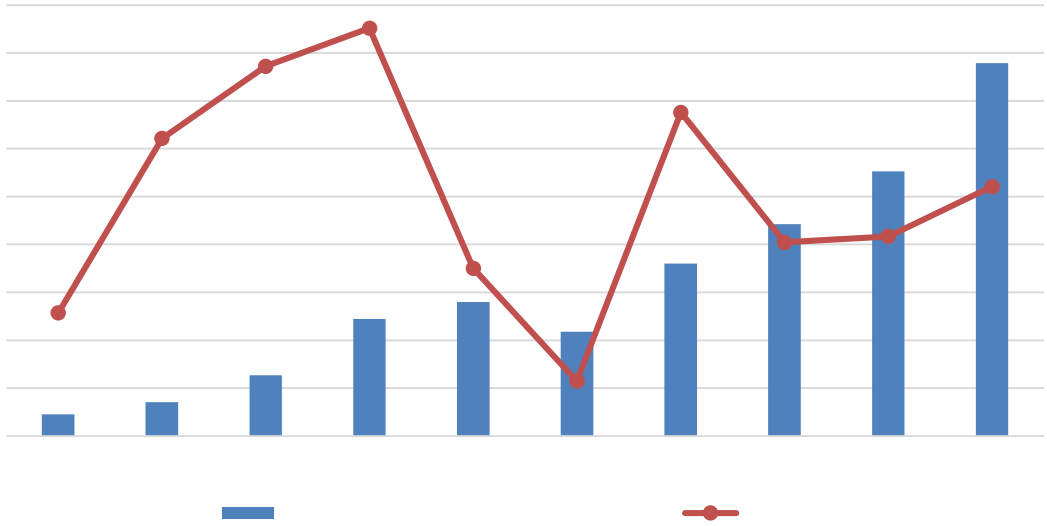

2018

2019

2021 7 319 5

3889

3648

94%

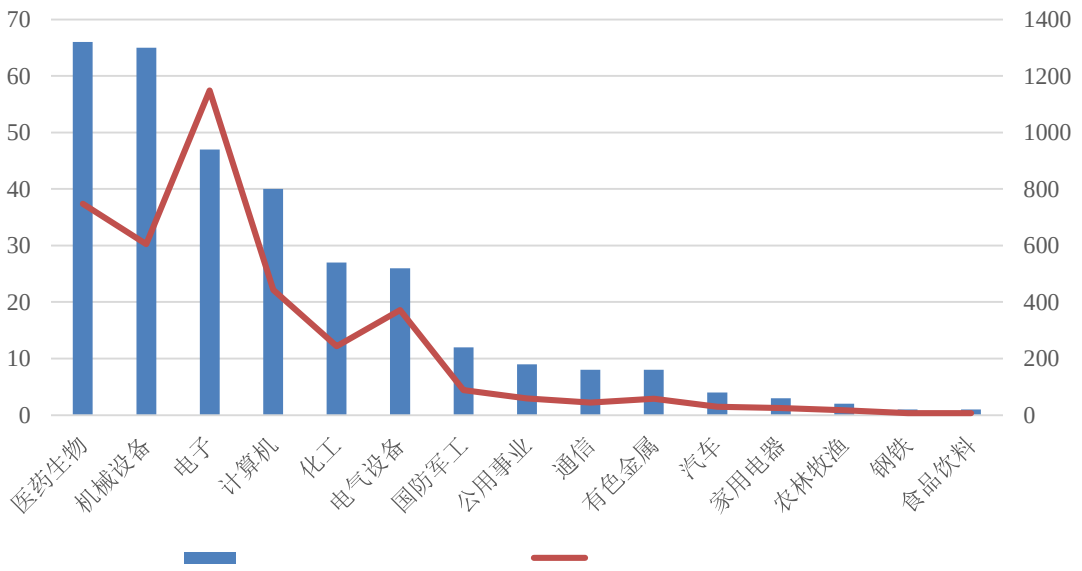

2015

2016

2015-2017

2018

2020 6

1349 2.15 9.4

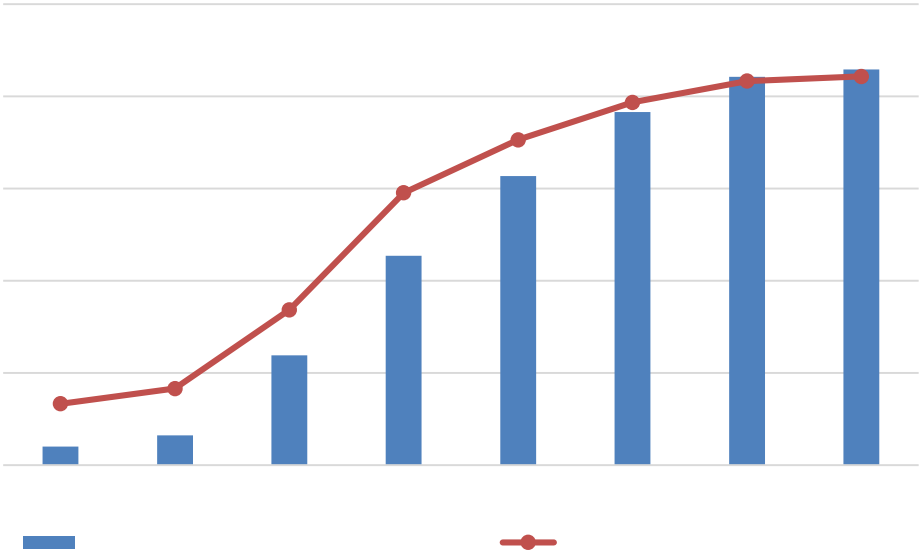

1

2020 1558

5.8

2.7%

2

2

2020 9826 6339

0 7

46 4 0 7 147

0 0 205 0 0 36

3

2019

2019 8 47

1273 32.4%

2019 34.8%

30

1

2

3 4

5 6

7

1 2020 6

455 2 2020

9

3 2016

2019 2.24

26.6% 2

2015

2012-2015

2012 35.1% 2015 14.7%

2015 2018 31.8%

2015 9836

2020 28252

2937 2885 2019

3754

10456

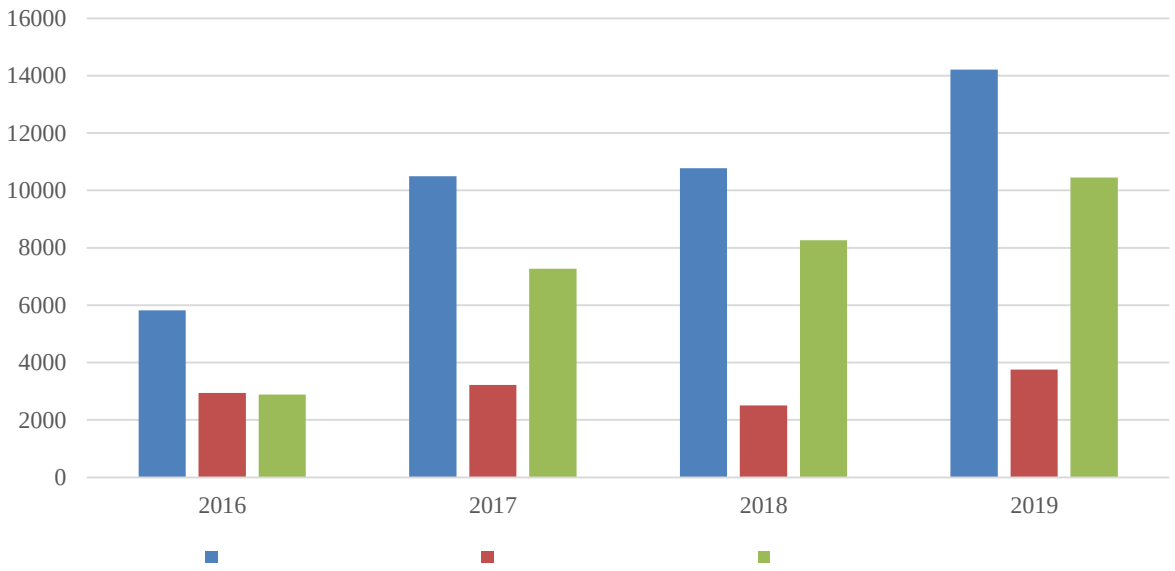

2016-2019

2016 504.5 18.9

2019 933.5 41.8 22.8%

30.3%

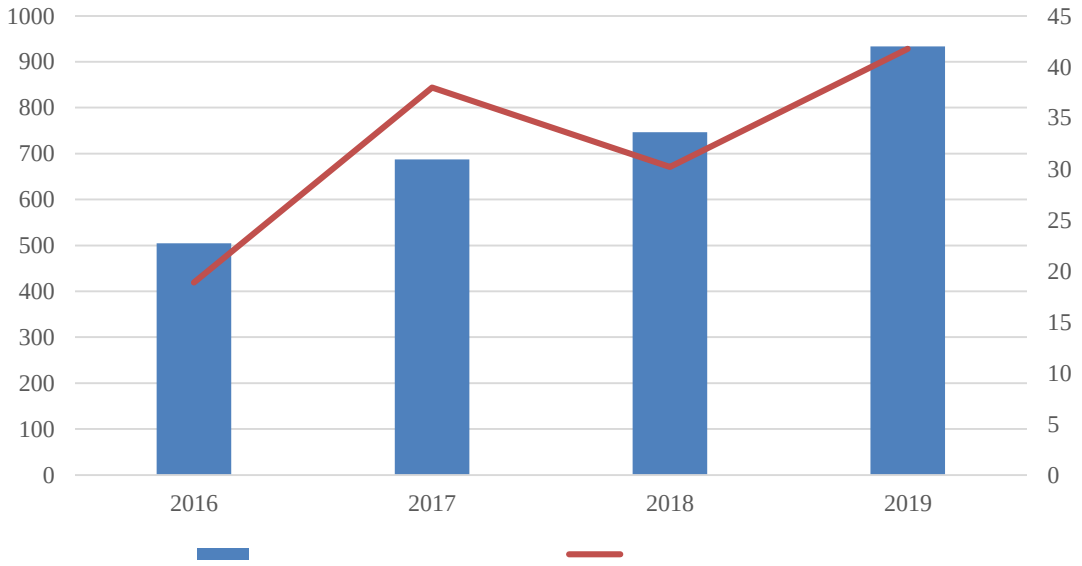

8%

2015

2.1% 5.9% 2020

4.4% 5.8% 2.3

0.1 2015 1.5%

3.5% 2020

3.6% 3.5% 2.1

2015-2020 +

3.6% 8% 9.5%

2015-2020 9% 12%

1

2

3

4

1

2

3