研究报告

(

Δ

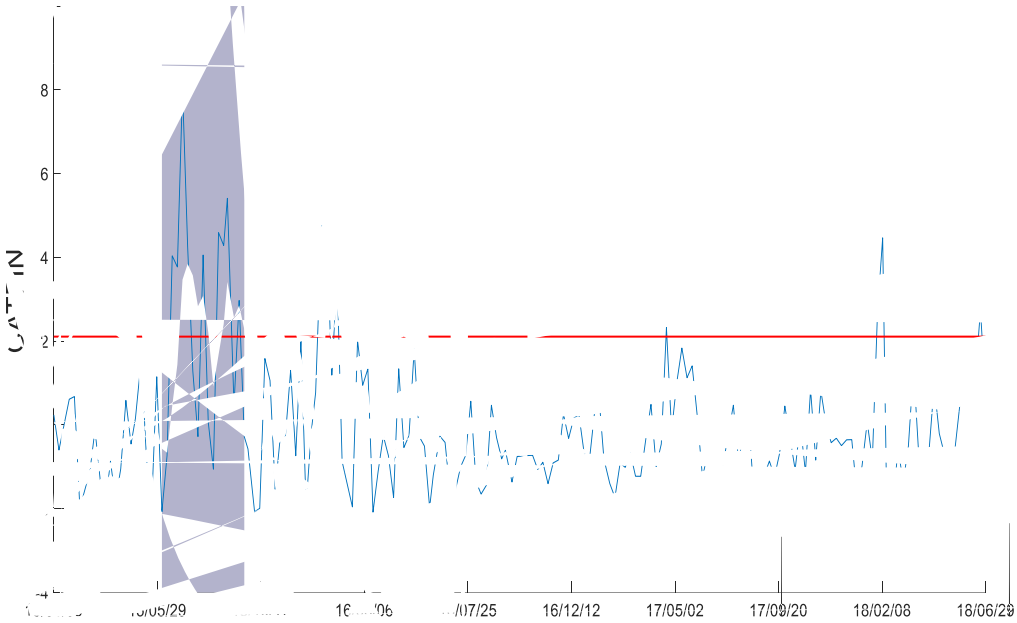

[2] (

[3](

Δ


分行业SFS总值

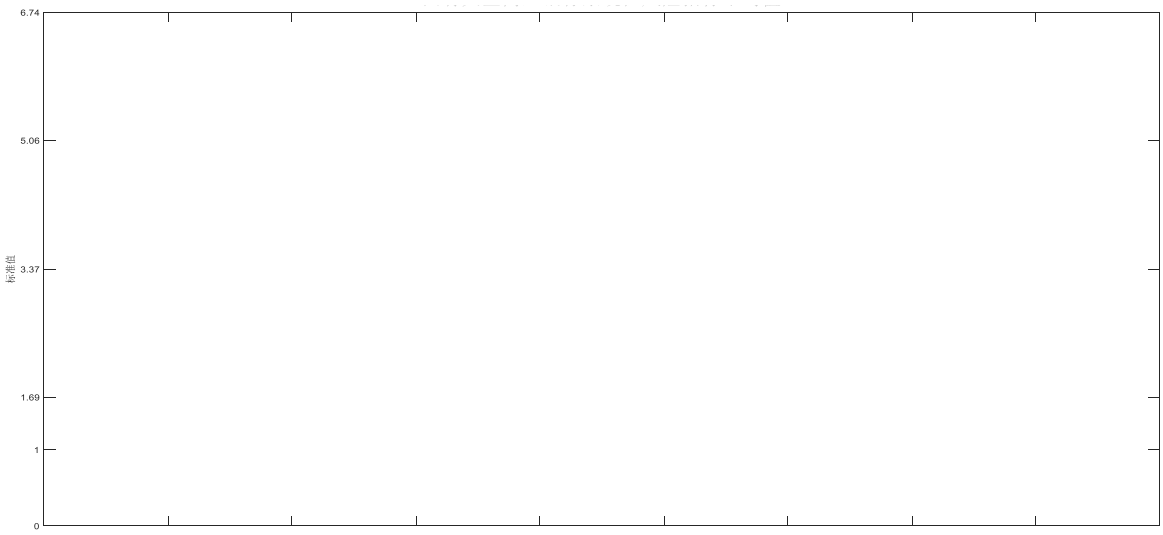

Δ

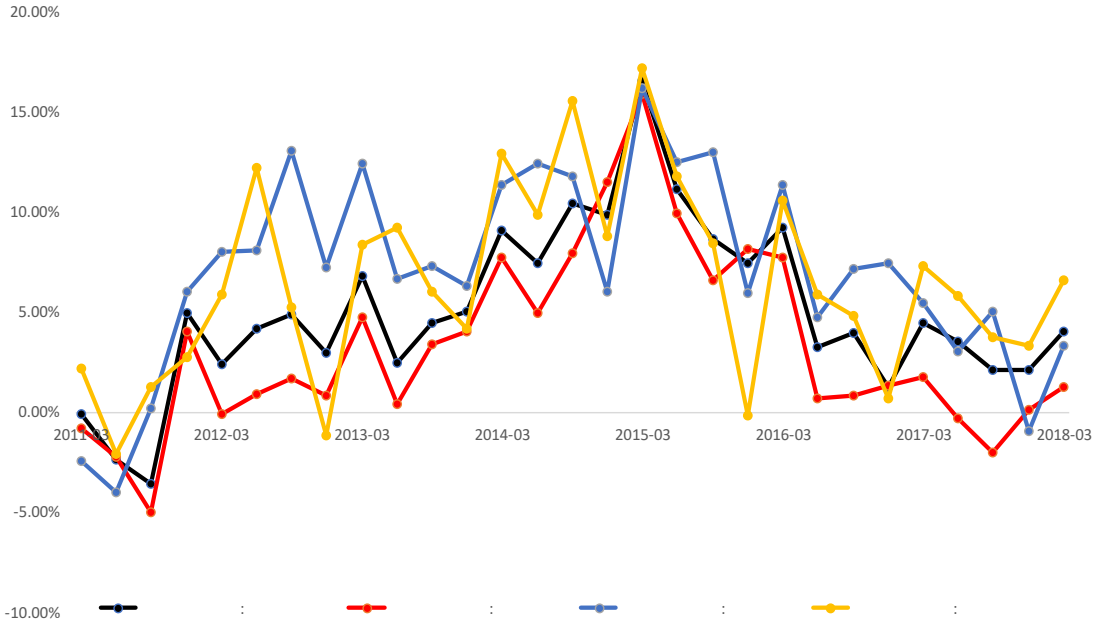
20.00%
15.00%
10.00%
5.00%
0.00%
-5.00%
-10.00%
2011-03
2012-03
2013-03
2014-03
2015-03
2016-03
2017-03
2018-03

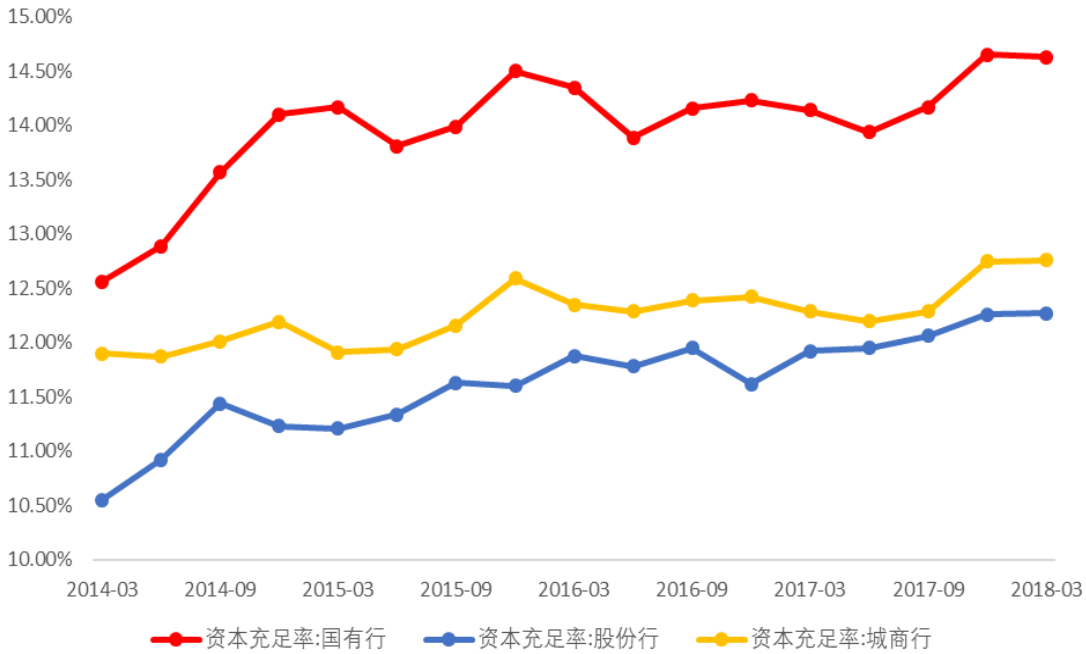
15.00%
14.50%
14.00%
13.50%
13.00%
12.50%
12.00%
11.50%
11.00%
10.50%
10.00%
2014-03
2014-09
2015-03
2015-09
2016-03
2016-09
2017-03
2017-09
2018-03
资本充足率:国有行
资本充足率:股份行
资本充足率:城商行

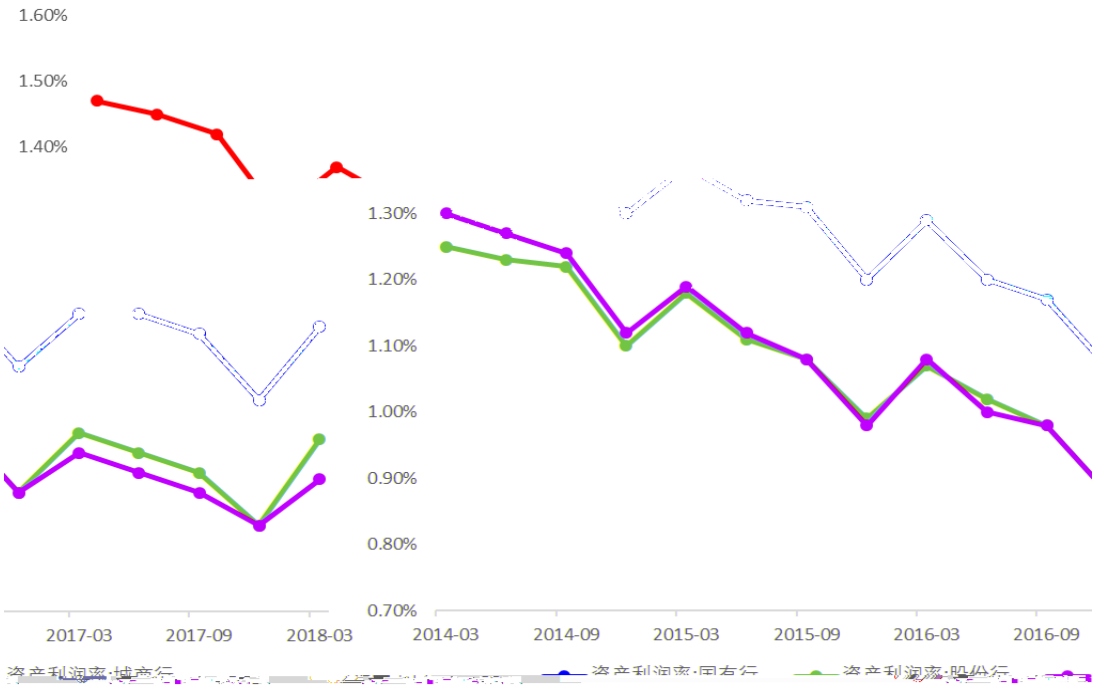
1.60%
1.50%
1.40%
1.30%
1.20%
1.10%
1.00%
0.90%
0.80%
0.70%
2017-03
2017-09
2018-03
2014-03
2014-09
2015-03
2015-09
2016-03
2016-09

((0 1

[[

0 1

0 1 0 1

0 1

q [1 0 1

q [1

q [1

-

(4 (4 4 (4 4 4 ((0 1 ((((
(((([4 0 14 (
(4 4. (4 ((0 1 ((((4
0 14
(4 4 4 (4. (4 (0 1 ((((((((
((((((([4 0 14
(4 4. (4 ((0 1 ([[((((((
((((((([4 0 14
(4 4 4 4. (4 (0 1 ([((((((
((4 [] (. ((((