TSINGHUA PBCSF
清华五道口

研究报告

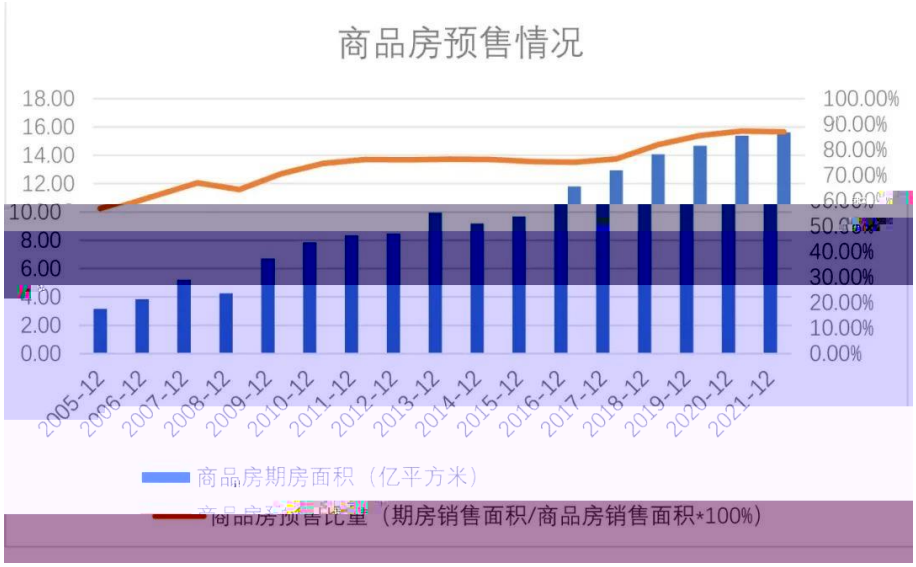
商品房预售情况
18.00
16.00
14.00
12.00
10.00
8.00
6.00
4.00
2.00
0.00
100.00%
90.00%
80.00%
70.00%
60.00%
50.00%
40.00%
30.00%
20.00%
10.00%
0.00%
2005-12
2006-12
2007-12
2008-12
2009-12
2010-12
2011-12
2012-12
2013-12
2014-12
2015-12
2016-12
2017-12
2018-12
2019-12
2020-12
2021-12
商品房期房面积（亿平方米）
商品房预售比重（期房销售面积/商品房销售面积*100%）

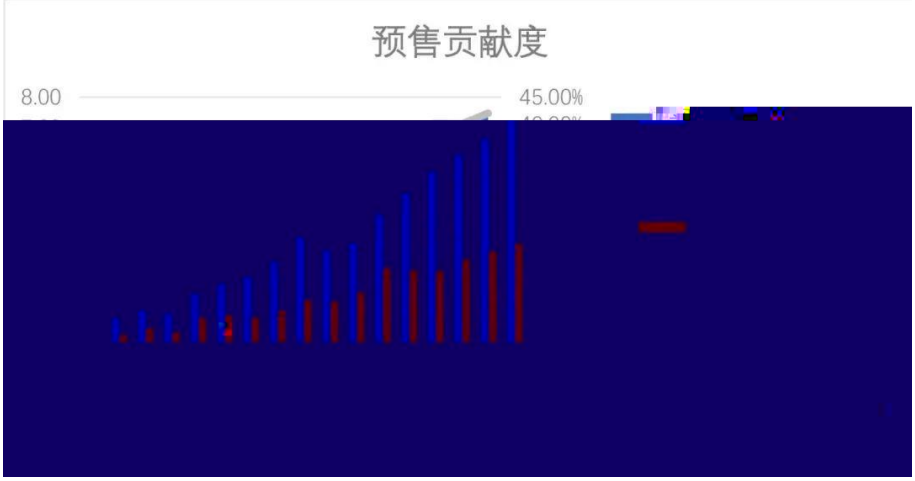
预售贡献度
8.00
45.00%

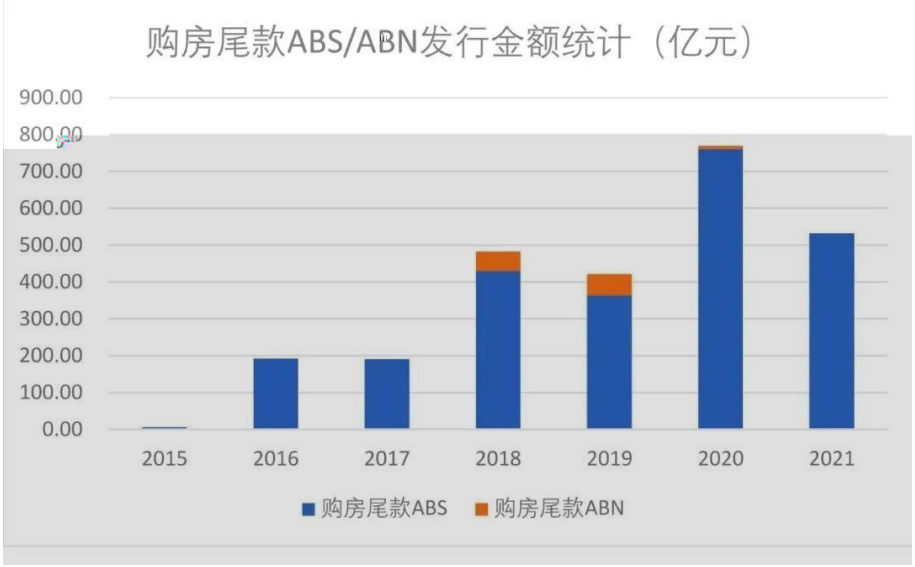
购房尾款ABS/ABN发行金额统计（亿元）
900.00
800.00
700.00
600.00
500.00
400.00
300.00
200.00
100.00
0.00
2015
2016
2017
2018
2019
2020
2021
购房尾款ABS
购房尾款ABN